

# Diagnostic analysis on ecological farming and food products in Romania

Loredana-Mariana Luca

Transilvania University from Brasov, Faculty of Food and Tourism, 148, Castelului street, Brasov, Romania

Received: 25 May 2017; Accepted: 27 August 2017

---

## Abstract

Organic farming is part of the new global strategies that prioritize environmental protection and sustainable economic development. Ecological food market is unstable because ecological products represents a novel approach in a market already formed, such as conventional products and other factors such as socio-economic and cultural which causes a slow evolution in our country compared with the situation of neighboring countries. Factors that have contributed to the development of organic farming are multiples creating a whole, meant to support this sector or contrary to slow down this development that appears to be normal. These factors are: economic, social, legal and educational. We paid special attention to socio-economic and educational factors on the ground that other factors are bound together being influenced by the socio-economic and educational factors that are giving some predictability to the whole evolution

**Keywords:** organic farming, organic food, operators, diagnosis

---

## 1. Introduction

Organic farming have an important role in Romania in relation to the size of the rural population and the employment of labor. Approximately 45.7% of the population lives in rural areas in Romania, compared to approximately 23.6% in EU member states [3]. About 30% of the population is engaged in agriculture, compared to approximately 2% in the old member states and 3-14% in the new member states. Romania has certain structural features similar to those of their agricultural sectors in other EU countries, but this is unique compared to the size of the gap between the category of large farms and small farms, and by the prevalence of subsistence / semi-subsistence agriculture.

In 2010, 93% of farms from Romania fell into these categories; three quarters of these were operating on less than 2 hectares and more than a quarter were managed by farmers over the age of 65.

## 2. Materials and Methods

The material used in research relates to the certification procedures and statistical data in organic farming from Romania. The methods used are inspections and controls in organic food processing.

## 3. Results and Discussions

The result of the research is a diagnostic analysis about the situation of organic farming in Romania. Comparing the situation of organic market in South-east Europe in countries such as Czech Republic, Estonia, Hungary, Poland, Romania, Slovakia, Bulgaria find that Romania is not a sufficiently exploited market compared with the potential in organic agriculture placing it in 4th position after the Czech Republic, Poland, Hungary [2].

In Romania the organic farming surface has experienced rise and fall in the last 5 years, these changes are due to several factors among which I

can mention: subsidies for organic farming system, which represented a big incentive for operators wishing to carry on business in this sector, a discouraging factor, this time was the difficulty of maintenance crop recorded in organic farming, production yield per hectare, often half unlike yields in conventional culture conditions, the difficulty of selling organic products in the local market [1]. These issues made many operators to abandon organic farming practices and return to conventional farming causing a decline in the cultivated surface in organic farming system in Romania [3]. There are sectors where practically I can say that organic farming is just beginning, like the dried legumes and protein crops for the production of grain.

Lack cultivation of these products is due to a very low market demand, the consumer seeking to buy certain categories of organic products gradually to experience the taste and quality.

As regards cereals crops (figure 1.) in 2013 Romania was on an upward trend and fell slightly in the next two years, in the past our country was known as the "breadbasket of Europe", this culture bring economic growth to the state budget, especially from export.

The evolution of organic farming in Romania between 2010-2015 is shown in the table 1[4-17].

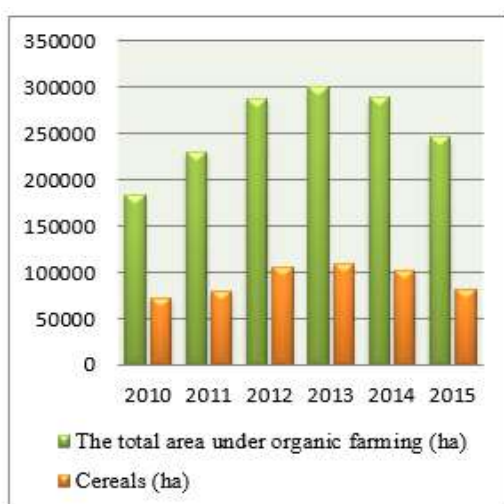


Figure 1. Organic cereals crops surface

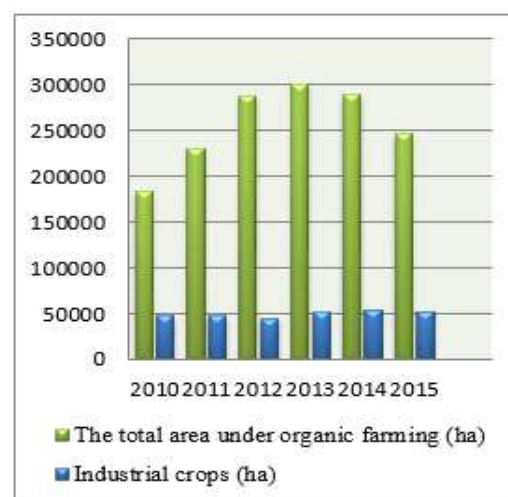


Figure 2. Organic industrial crops surface

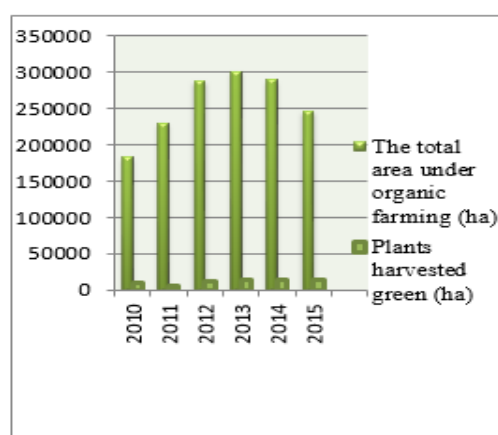


Figure 3. Organic plants harvested green surface

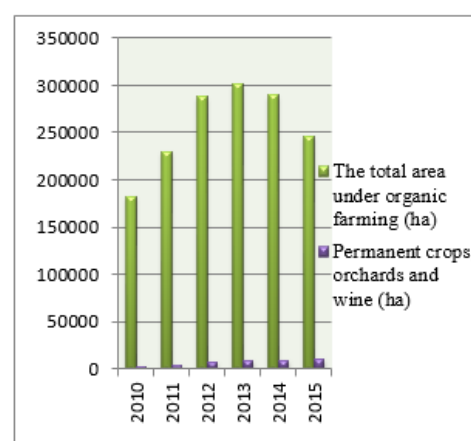


Figure 4. Organic orchards and wine crops surface

**Table 1.** The organic farming evolution in Romania between 2010-2015.

Indicators	2010	2011	2012	2013	2014	2015
Number of operators certified in organic farming	3155	9703	15544	15194	14470	12231
The total area under organic farming (ha)	182706	229946	288261	301148	289251,79	245923,9
Cereals (ha)	72297,8	79167	105149	109105	102531,47	81439,5
Dried pulses and protein crops for the production of grain (including seed and mixtures of cereals and pulses) (ha)	5560,22	3147,36	2764,04	2397,34	2314,43	1834,352
Tuberculifere plants and roots (ha)	504,36	1074,98	1124,92	740,75	626,99	667,554
Industrial crops (ha)	47815,1	47879,7	44788,7	51770,8	54145,17	52583,11
Plants harvested green (ha)	10325,4	4788,49	11082,9	13184,1	13493,53	13636,48
Other crops on arable land (ha)	579,61	851,44	27,77	263,95	29,87	356,22
Vegetables (ha)	734,32	914,08	896,32	1067,67	1928,36	1210,08
Permanent crops, orchard, wine crops (ha)	3093,04	4166,62	7781,33	9400,31	9438,53	11117,26
Permanent crops pastures and meadows (ha)	31579,1	78197,5	105836	103702	95684,78	75853,57
Uncultivated land (ha)	10216,8	9758,55	8810,73	9516,33	9058,66	7225,852

Source: Communications inspection and certification bodies

Those who are partakers and contributors for organic food, operators and consumers should have a common language and a common concern.

To create this common framework that represents safety, quality, environmental friendliness we need to establish a national group of associations, authorized institutions to provide these services like educational and research institution and not least consumers and producers can do this to be a priority for Romania [1].

The number of registered operators in organic farming was variable, in 2012 was recorded a maximum of 15544, after which the number of operators declined reaching in 2015 at 12231, these decreases are justified by lower financial incentives to the sector supported by the Romanian state [4-17].

In 2015 in Romania operated 14 independent certification bodies that carried certifications and notifications throughout the country. In the chart above is reflect the number of certified organic operators by 14 certification bodies, assigned to each county [4-17].

The highest number of certified operators is found in 2015 in Transylvania counties such as Alba, Cluj, Brasov, Salaj, Satu Mare followed by the counties of Moldavia: Suceava, Iasi, Bacau. The lowest number of operators was recorded in Oradea, 3 operators. The basic activity of these operators is related to vegetable crops, being a relatively small number of operators who registered livestock farms in organic farming.

### Results.

Diagnosis about the evolution of ecological agriculture and food products in Romania between 2010-2015.

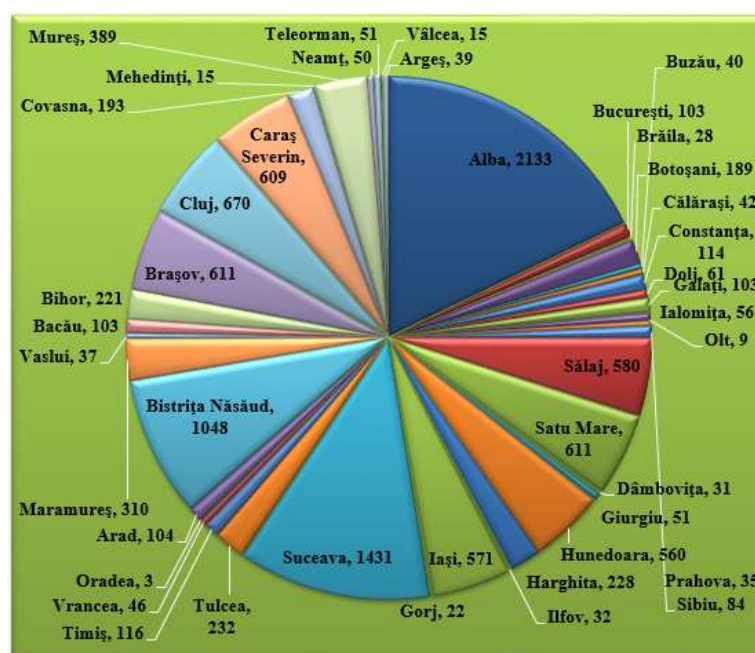


Figure 5. Certified operators in Romania in 2015

#### 4. Conclusion

Diagnostic analysis shows that organic farming in Romania is not sufficiently encouraged to achieve their full potential.

To make this happening organic agriculture must become a national priority for any producer and consumer through lifestyle change for a better life.

**Compliance with Ethics Requirements.** Authors declare that they respect the journal's ethics requirements. Authors declare that they have no conflict of interest and all procedures involving human / or animal subjects (if exist) respect the specific regulation and standards.

#### References

1. Loredana L. *Certification of organic products. Operation of a European certification body,*

Transylvania University, Faculty of Food and Tourism 2014

2. <http://www.ifoam-eu.org/en/romania>;
3. <http://www.madr.ro>
4. [www.bcs-oeko.ro](http://www.bcs-oeko.ro)
5. [[www.ecocert.com](http://www.ecocert.com)]
6. [ecoinspect@ecoinspect.ro](mailto:ecoinspect@ecoinspect.ro)
7. [www.certbios.ro](http://www.certbios.ro)
8. [www.lacon-institut.com](http://www.lacon-institut.com)
9. [www.agrecogmbh.de](http://www.agrecogmbh.de)
10. [www.bioagricert.org](http://www.bioagricert.org)
11. <http://ro.abg-cert.com/>
12. [www.certrom.ro](http://www.certrom.ro)
13. [www.ecoroiscert.ro](http://www.ecoroiscert.ro)
14. [www.mrco.ro](http://www.mrco.ro)
15. [www.ceres-cert.com](http://www.ceres-cert.com)
16. <http://biocertrtraditional.ro>
17. [eco@srac.ro](mailto:eco@srac.ro)